

# The Schiedel Collection 2026



SCHIEDEL

[www.Schiedel.com](http://www.Schiedel.com)









# Contents

For over 75 years, Schiedel has stood at the forefront of innovative building technology, delivering systems that ensure safety, comfort, and independence.

Our comprehensive product range represents the perfect synergy of timeless design, long-lasting quality, and maximum energy efficiency.

<b>Pumice DM</b>	<b>04</b>
<b>Pumice Liners</b>	<b>06</b>
<b>Ceramic Chimney Systems</b>	<b>07</b>
<b>Steel Chimney Systems</b>	<b>09</b>
<b>Castle Stoves</b>	<b>10</b>
<b>Sargas Wood burning Stove</b>	<b>12</b>
<b>Oxford Stoves</b>	<b>14</b>
<b>Sirius Wood burning Stove</b>	<b>17</b>
<b>Permeter Smooth Air</b>	<b>18</b>
<b>Termatech Wood burning Stoves</b>	<b>19</b>
<b>Termatech Bioethanol Stoves</b>	<b>21</b>
<b>MCZ Pellet Stoves</b>	<b>23</b>
<b>Garden Fireplaces</b>	<b>26</b>



# Pumice DM



## The Professional's Choice for Safety & Performance

Built from natural volcanic pumice, the Isokern Double Module (DM) system offers superior insulation, safety, and ease of installation for any home.

- **Instant Draw:** Natural insulation allows the flue to heat up quickly, ensuring your stove performs perfectly moments after lighting.
- **Cleaner Burn:** Keeps gases warmer for longer, significantly reducing soot and condensation build-up.
- **Lasting Durability:** Highly resistant to temperature changes, eliminating the risk of cracking.
- **0mm Clearance:** Can be installed with zero distance to combustibles on straight rendered stacks (with top ring terminal).
- **Easy Assembly:** Lightweight blocks with a smart "staggered joint" design ensure maximum stability and quick construction.
- **Stain Free:** Integrated air gap prevents surface staining on the chimney exterior.









# Pumice Liners

Made from natural volcanic pumice, Schiedel Pumice Liners offer a lightweight, highly insulating, and easy-to-install solution for lining masonry chimneys.

- Superior Insulation: Natural insulating properties ensure the flue heats up quickly for an instant, strong draw.
- Prevent Condensation: Keeps flue gases warmer for longer, significantly reducing soot build-up and condensation.
- Thermal Durability: Highly resistant to temperature fluctuations, preventing cracking or structural damage.



## Key Benefits

- Fast Installation: Available in 600mm lengths, meaning fewer joints and quicker build times.
- Lightweight: Easy to handle, lift, and cut on-site compared to traditional ceramic liners.
- Versatile: Huge range of 15 diameters (150mm–1000mm) to suit any project, from small stoves to large open fires.

## Applications

- New Build: Perfect for creating safe, efficient masonry chimneys in new homes.
- Relining: Ideal for upgrading or repairing existing brick, block, or stone chimneys.
- All Fuels: Suitable for wood, solid fuel, oil, and gas (excluding condensing/pellet appliances).

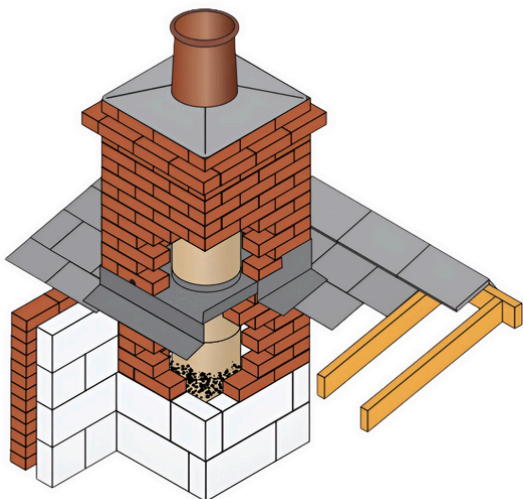


# Ceramic

The Natural Choice for Timeless Durability For over 75 years, Schiedel has been pioneering the use of ceramics to create chimney systems that stand the test of time. Crafted from naturally occurring inorganic clay, our ceramic chimneys harness the same high-performance properties found in heat protection tiles used for space travel. This unique material offers exceptional thermal insulation and resistance to extreme temperature changes, making it the ideal "healthy building material" for maintaining a comfortable and safe indoor climate.

Engineered for Safety and Resilience At the heart of our system is the W3G-tested profile ceramic tube, a marvel of engineering designed to withstand the harshest conditions. It is fully exhaust gas-tight, impervious to moisture, and completely corrosion-proof, ensuring absolute reliability for decades. Crucially, these liners are tested to resist soot fires without cracking, providing you with peace of mind that your home is protected by a system that meets the latest CE standards and Construction Product Regulations.

Lightweight, Efficient, and Cost-Effective Modern manufacturing techniques have allowed us to create a liner that is lightweight yet incredibly robust, making installation easier and more efficient. Whether you choose the modular Swift system or the innovative Swift Air, you are investing in a cost-effective solution that reduces your reliance on expensive gas heating. With Schiedel ceramic chimneys, you get a safe, easy-to-construct system that not only enhances the value of your home but also lowers your long-term energy bills.



SCAN ME









# ICID

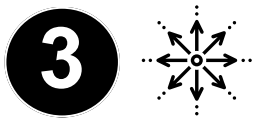
Elevate your home with the Schiedel ICID Plus, the premier "3-in-1" twin-wall insulated chimney system designed for total versatility and performance. Whether you use wood, multi-fuel, gas, or oil, this system delivers exceptional efficiency backed by a comprehensive Lifetime Guarantee. Available in a stunning matt black or polished stainless steel finish, the ICID Plus combines advanced safety engineering with a sleek aesthetic, making it the perfect choice for modern living.



**TWIST-LOCK BAYONET JOINTING SYSTEM:**  
SECURED BY LOCKING BAND.



**CORROSION RESISTANT:**  
LASER-WELDED 316L STAINLESS STEEL INNER LINER AND CASE.



**THERMAL EXPANSION:**  
INNER LINER EXPANDS THROUGH THE FEMALE COLLAR, EVEN DURING SOOT FIRES.



**LOW EXTERNAL TEMPERATURE:**  
ENSURES SAFETY AND EFFICIENCY.



**MOISTURE PREVENTION:**  
INWARD BEAD AT THE FEMALE END ACTS AS A CAPILLARY BREAK.



**EFFICIENT INSULATION:**  
25MM MINERAL WOOL MAINTAINS FLUE TEMPERATURE, IMPROVES DRAUGHT, AND CUTS CONDENSATION.



**ADAPTABLE FOR POSITIVE PRESSURE:**  
QUICK-FIT LIP SEAL PACKS WITH GREASE SACHET FOR CONDENSING APPLIANCES.



SCAN ME





SCAN ME



# CASTLE

STOVE RANGE







# Castle.



## COMBINING STYLE & SUBSTANCE.

Transform your space with a fusion of functionality and visual appeal. The Castle Stoves range features three exceptionally efficient wood-burning models designed to be more than just a heat source.

- **Captivating Views:** Designed with extra-large windows to provide a clear, enchanting view of the flames.
- **Contemporary Design:** Crafted to effortlessly complement any interior décor while elevating the ambiance of your living space.
- **High Performance:** Impressive heat output ensures even the coldest rooms are brought to a cosy temperature.

All stoves come with a standard 12-month warranty for safety and performance.

- **5-Year Extension:** Available when installed by a certified professional and registered within one month.
- **10-Year Extension:** Available when installed with a registered Schiedel flue system.



SCAN ME





# Sargas

## Contemporary Design Meets advanced efficiency

Elevate Your Living Space Discover the Sargas, a freestanding wood-burning stove designed for the modern home. Combining sleek, industrial aesthetics with cutting-edge combustion technology, the Sargas offers an eco-friendly heating solution without compromising on style. Whether you choose the Sargas 1 (front view) or the Sargas 3 (panoramic 3-sided view), you are guaranteed a stunning focal point that brings warmth and character to any room.

**Superior Efficiency** Rated Energy Class A+ with 81% efficiency, the Sargas delivers superior heat using significantly less wood. Its advanced clean-burning technology ensures you get the most out of every log, saving you money while actively reducing your carbon footprint.

**Future-Proof & Eco-Friendly** The Sargas is engineered for the future, achieving clearSkies Level 5 and exceeding Ecodesign standards by 30%. As a DEFRA Exempt appliance with verified low emissions, it is fully approved for Smoke Control Areas and sustainable, eco-friendly heating.

**Designed for Convenience** Designed for ease, a single lever manages air control while the self-closing door ensures safety. With an air-cooled handle and adjustable legs for uneven floors, it installs easily in tight spaces, making it perfect for modern timber-framed homes.







# OXFORD STOVES

CRAFTED FOR WARMTH. BUILT FOR TRADITION.

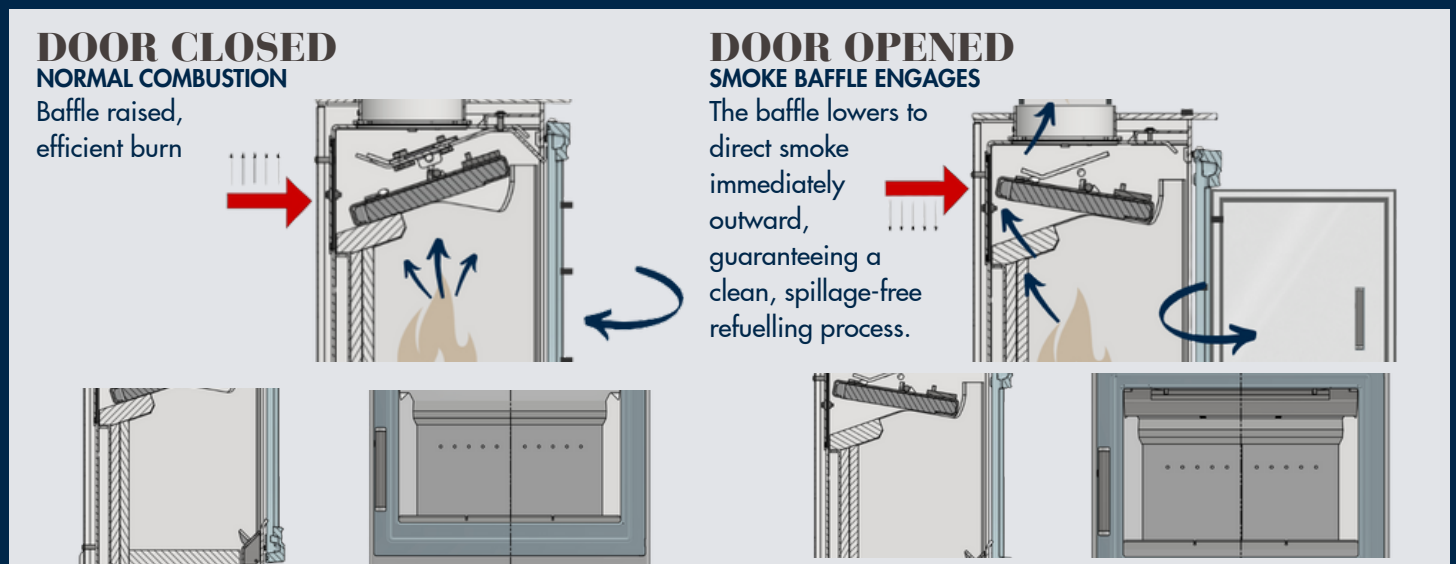
Designed and built in the UK, the Oxford Range combines traditional craftsmanship with modern combustion technology. Every stove in the collection shares the same clean-burning, high-efficiency firebox, delivering outstanding performance, intuitive control, and low emissions.



**The Oxford stove is equipped with an innovative Automatic Dynamic Baffle System (DBS).**

This system features a drop-down baffle that automatically lowers at the front of the firebox when the door is opened.

This action creates a bypass route at the rear of the firebox, allowing smoke to exit directly, significantly reducing the risk of smoke escaping into the room during log reloading.







## OXFORD STANDARD

**REFINED. CONTEMPORARY. UNDERSTATED.**

The Standard model offers a sleek, minimalist design with smooth lines and a modern profile. It is the ideal choice for those who prefer a clean, unfussy look without compromising on performance.

**Dimensions: H: 568mm |  
W: 500mm | D: 300mm  
Weight: 75.5kg**



## OXFORD TRADITIONAL

**CLASSIC FORM. EVERYDAY FAVOURITE.**

With its more defined base and traditional styling, this model brings timeless charm to any space. It is a perfect fit for period properties, cottages, and homes looking for a classic touch.

**Dimensions: H: 568mm |  
W: 526mm | D: 360mm  
Weight: 78.1kg**



## OXFORD CLASSIC

**ELEGANT. TIMELESS. DISTINCTIVE.**

The Oxford Classic W5 is the most refined model in the range. With elegantly curved legs and an arched detail across the base, it delivers a beautifully balanced look rooted in traditional stove design.

**Dimensions: H: 580mm |  
W: 610mm | D: 409mm  
Weight: 87.9Kg**



# WHY CHOOSE THE OXFORD RANGE?

## **Clean Burning:**

Benefit from exceptionally low emissions and excellent fuel efficiency, allowing you to use less wood while producing very little smoke.

## **Premium British Craftsmanship:**

Each stove is a product of expert British manufacturing, combining premium materials with skill for durable and high-quality construction.

## **10-Year Warranty:**

Built for longevity, every stove is backed by up to a decade of warranty coverage, providing you with complete peace of mind.



SCAN ME



 **MADE IN  
BRITAIN**



# Sirius

The Schiedel Sirius represents a breakthrough in home heating, offering a unique "all-in-one" solution that combines a stylish, high-efficiency wood burning stove with a technically advanced Perimeter chimney system. Designed specifically for modern living, this unified package eliminates the headache of matching separate components, ensuring perfect compatibility and performance guaranteed by Europe's leading chimney manufacturer. Whether you are a self-builder, renovating a property, or living in a timber-frame home, the Sirius provides a seamless, airtight heating solution that is fully engineered for safety and ease of installation.

## The All-in-One Modern Wood Stove & Chimney Solution

Engineered for exceptional performance, the Sirius boasts an A+ energy rating with efficiency reaching up to 82%, meaning it delivers significantly more heat while using less wood compared to standard stoves. It meets the strictest environmental standards, achieving the top-tier clearSkies Level 5 rating and exceeding Ecodesign 2022 requirements, making it a sustainable choice for the eco-conscious homeowner. Furthermore, the system is fully DEFRA Exempt, allowing for legal installation and operation within Smoke Control Areas without compromising on heat output.



Innovative design lies at the heart of the Sirius, which features a sophisticated concentric flue system that draws combustion air directly from the top of the chimney rather than from the room itself. This room-sealed operation makes it the ideal heating source for airtight, low-energy, and passive houses, as it removes the need for unsightly separate air vents in your walls.

Daily operation is effortless thanks to a secure self-closing door with a safety interlock system and a single-lever control that manages both primary and secondary air for precise and simple flame regulation. Available in two distinct contemporary models, the Sirius is designed to be the stunning focal point of any living space.

## Sirius 3.1



SCAN ME





# PMSA

## Modern Heating, Simplified.

Designed specifically for modern, airtight homes, the Schiedel Perimeter Smooth Air (PMSA) is a revolutionary chimney system that eliminates the need for cold, unsightly wall vents. It offers the perfect balance of safety, efficiency, and sleek aesthetics.

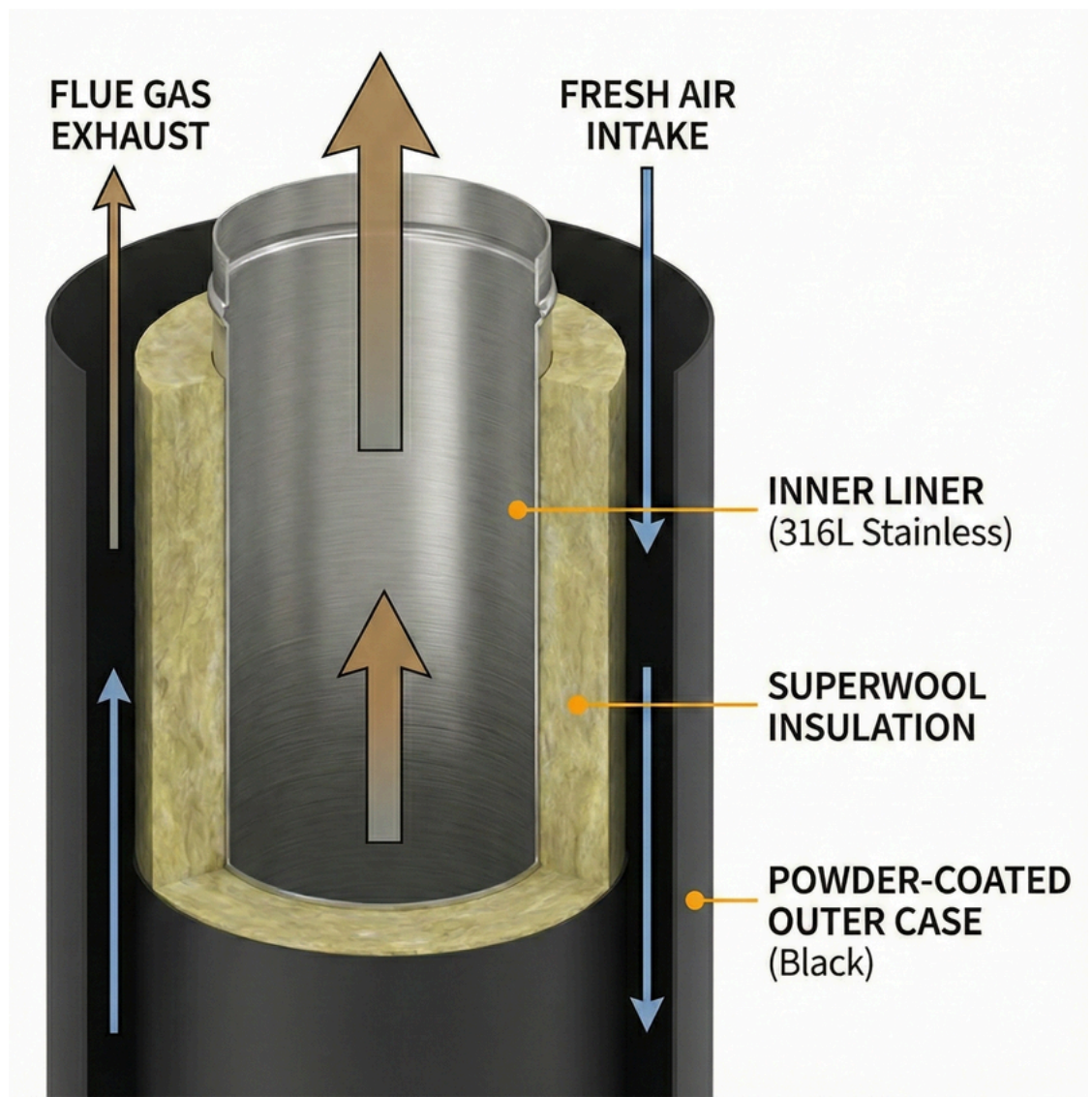
- **Room Air Independent (No Draughts)** Using advanced concentric technology (a pipe within a pipe), the PMSA draws fresh combustion air from the roof down to the stove, while simultaneously expelling smoke upwards. Your living area oxygen is untouched, and your home remains draught-free.
- **"Regenerative" Efficiency (A+ Rated)** Incoming cold air is naturally pre-heated by the outgoing hot exhaust gases before it reaches the fire. This boosts overall thermal efficiency to an A+ standard and ensures a cleaner burn.
- **Sleek & Seamless Aesthetic** Forget bulky, industrial locking bands at every joint. The PMSA uses push-fit connections for a smooth, uninterrupted, premium black finish from the top of the stove right to the ceiling.

## The PMSA system is the perfect solution for:

**Passive & Airtight Homes:** Maintains the building's pressure seal.

**Timber Frame Builds:** Excellent insulation properties for safety.

**Renovations:** An "all-in-one" solution without drilling extra wall vents.





TermaTech







# Danish Design

## ***Affordable quality designed in Denmark***

Aesthetics, Quality, and Function When TermaTech designers begin creating a new wood-burning stove, they always start with a core principle: aesthetics, quality, and functionality must combine perfectly.

We understand that your new wood-burning stove is a significant investment and a centerpiece of your home that you won't be changing for many years.

The Nordic Tradition At TermaTech, we are focused on continuing the proud tradition of Nordic design. This means we ensure that form and function are integrated into a superior whole. It is not enough for a stove to just look good; it must perform flawlessly.

Advanced Control All our wood-burning stoves are equipped with a superior combustion system. This technology facilitates effortless control over the fire and ensures the best possible use of wood energy, saving you money and protecting the environment.







# In-House Fire Without a Chimney.

TermaTech's new bio fireplace series combines the comfort of traditional wood stoves with advanced bioethanol technology. These units are designed for those who want the warmth and atmosphere of a fire but cannot install a chimney or wish to avoid the maintenance of wood.

TermaTech's new bio fireplace series combines the comfort of traditional wood stoves with the extremely advanced bioethanol technology. These units are designed for those who want the warmth and atmosphere of a fire but cannot install a chimney or wish to avoid the maintenance of wood.

- **Plug and Play:** No installer or chimney sweep is required; the units are ready to use immediately after setup.
- **Eco-Friendly Fuel:** The fireplaces run on bioethanol, a clean-burning alcohol derived from renewable energy sources like corn. They emit no smoke, ash, or soot.
- **Effective Heating:** While visually appealing, the flames also provide convincing and effective heat output.





# The Models

Biotronic 23RG & Bio 20Bazic R



NO CHIMNEY



ENVIRONMENTALLY FRIENDLY



2 FLAME HEIGHTS



EASY AND SAFE TO USE



EASY INSTALLATION



PATENTED BEV TECHNOLOGY



REMOTE CONTROL



NO ASH, SMOKE, OR ODOUR

SCAN ME





# Why should you choose a **core** stove?

- ✓ **Spectacular Flame:** Advanced gasification mimics natural wood burning
- ✓ **15% Cost Savings:** High efficiency reduces pellet use by up to 15%
- ✓ **Eco-Friendly:** Emissions are 55% lower than European Ecodesign limits
- ✓ **Minimal Maintenance:** Self-cleaning features and weekly ash removal
- ✓ **Fast Ignition:** Ceramic glow plug ignites flame in under 3 minutes
- ✓ **Elegant Design:** Sleek firebox conceals technical parts when off







## BETTER FOR YOUR HOME, BETTER FOR THE PLANET.

Unmatched Efficiency and Sustainability Choosing an MCZ pellet stove means investing in a heating solution that combines high performance with environmental respect. Designed to convert up to 95% of fuel into usable heat, these stoves offer significantly higher efficiency than traditional models. This ensures constant, uniform warmth across your home while drastically reducing pellet consumption and heating costs. By optimizing the energy contained in every pellet, MCZ provides an eco-friendly choice that lowers your carbon footprint without compromising on comfort.



### Cleaner Combustion with Core Technology

Experience the future of clean heating with MCZ's advanced combustion systems. The latest models feature innovative "Core" technology, which reduces emissions by up to 40% below the strictest European 5-Star Clean Air limits. This efficient combustion not only minimises CO<sub>2</sub> and fine dust particles for healthier indoor air but also significantly reduces combustion residues. The result is a cleaner burn that simplifies maintenance and extends the lifespan of your appliance.





## maestro<sup>+</sup>

Total Control at Your Fingertips Manage your heating from anywhere with the Maestro+ system, which turns your smartphone into a powerful remote. Using the dedicated app, you can schedule ignition and monitor consumption, or simply ask Alexa to adjust the temperature, ensuring your home is always warm the moment you arrive.



SCAN ME







## Outdoor Living Collection

# Garden Fireplace

Discover the Schiedel Garden Fireplace range—the perfect centerpiece for any garden. Crafted from natural volcanic pumice sourced from the Hekla Volcano in Iceland, these fireplaces offer a stunning, safe, and durable focal point for your outdoor area. Why Choose a Schiedel Garden Fireplace?

**Natural Insulation:** Made from volcanic pumice, our fireplaces are naturally insulating, ensuring a safe and efficient heat source.

**Versatile Design:** Whether you have a cosy courtyard or a sprawling lawn, our range fits perfectly. Units can be freestanding, raised, or built directly against a wall.

**Complete DIY Solution:** Delivered as a comprehensive kit, each package includes chimney blocks, lip glue, firebricks, mortar, and render—everything you need for a straightforward assembly.

**Customisable:** Want a taller chimney? Additional blocks are available to increase height to your preference.

### Explore Our Models

**The 500 (Small Model):** A compact powerhouse perfect for any size garden. It transforms into a superb barbecue with a FREE included Grill and Log Retainer.







**SCHIEDEL**

For full brochures, price lists, account creation or questions in general please feel free to contact us at:

[Marketing.uk@schiedel.com](mailto:Marketing.uk@schiedel.com)

0191 416 1150

**Northern office, Tyne and Wear:** Schiedel UK, Crowther Road, Washington, Tyne and Wear, NE38 0AQ

**Northern Ireland office, Coalisland:** 1 Washing Bay Rd, Coalisland, Dungannon, BT71 4ND



[shop.schiedel.com/uk](https://shop.schiedel.com/uk)

| [schiedel.com/uk](https://schiedel.com/uk)

| [schiedel.com/ie](https://schiedel.com/ie)

A **standard**  
INDUSTRIES COMPANY