EARN SCHIEDEL
INSTALLER REWARDS!

SCHIEDEL

Prima Plus

80-300mm Diameter Range
Single Wall Stainless Steel Flue Systems
for Gas, Oil, Wood and Solid Fuel

HETAS

DON'T FORGET TO REGISTER YOUR INSTALLATIONS
AND START EARNING SCHIEDEL INSTALLER REWARDS
See inside for more details

www.schiedel.com/uk

SAP 940002641 - Updated 07 November 2024

Application

Prima Plus is a high quality 316L stainless steel single wall flue system with a standard wall thickness of 0.6mm.

There are three possible applications:

1. Connecting Flue Pipe

Prima Plus may be used as the connecting flue pipe between an appliance and the main chimney system. Where used in a horizontal run there must be a fall of at least 3° to allow evacuation of condensates.

2. Chimney Liner

Prima Plus may be used as an alternative to flexible stainless steel liners in order to re-line an existing chimney.

3. System Chimney

Prima Plus may be used as a system chimney internally, if installed inside a suitable shaft or externally on runs of up to 3m.

Prima Plus is designed for use on solid fuel, gas and oil burning appliances with continuous operating temperatures of up to 600°C. With the addition of a lip seal gasket to the joint, Prima Plus may be adapted for use on condensing gas and oil appliances with positive pressure of up to 200Pa and continuous operating temperatures of up to 200°C.

For larger commercial and industrial applications of Prima Plus in diameters 350-700mm, please refer to our separate Non Residential brochure, which may be downloaded from the website.

Product Description

PRODUCT FEATURES

- 316L matt finish Stainless Steel
- Fully corrosion tested
- Precision engineered jointing system
- Capillary break on the male joint
- Simple conversion for condensing applications with lip seal
- Range Ø80 - 300mm

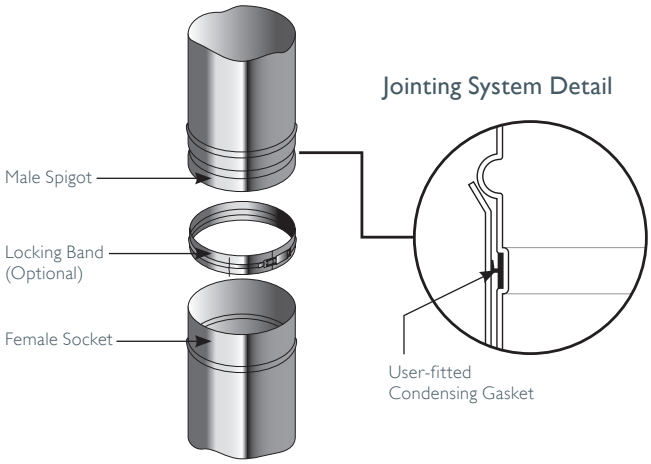

Diameters

The diameters of the flue are:									
Int Ømm	80	100	130	150	180	200	230	250	300

Technical Data

	Prima Plus	Prima Plus with Lip Seal
Fuel	Gas, Oil, Wood, Solid Fuel	Gas, Oil
Continuous Firing (Connecting Flue Pipe & Chimney Liner)	600°C (T600)	200°C (T200)
Continuous Firing (System Chimney)	450°C (T450)	200°C (T200)
Soot Fire Restistance	Yes (G)	No (O)
Mode of Operation	N1	P1
Pressure Rating	40Pa	200Pa
Wall Thickness	0.6mm	
Material	316L : 1.4404 : X2CrNiMo 17-12-2	

Approvals

DESIGNATIONS	
Prima Plus is CE Certified to EN1856-2TÜV 0036 CPR 9195 017 Prima Plus is CE Certified to EN1856-1 TÜV 0036 CPR 9195 018 Prima Plus is CE Certified to EN1856-2 TÜV 0036 CPR 9195 019	
CONNECTING FLUE PIPE EN1856-2TÜV 0036 CPR 9195 017	
T600 N1 W V2 L50060 G400 M*	High temperature application
T200 P1 W V2 L50060 O200 M* T200 N1 W V2 L50060 O200 M*	Low temperature application
SYSTEM CHIMNEY EN1856-1 TÜV 0036 CPR 9195 018	
T450 N1 W V2 L50060 G50** T450 N1 D V2 L50060 G50***	High temperature application
T200 P1 W V2 L50060 O200	Low temperature application
CHIMNEY LINER EN1856-2 TÜV 0036 CPR 9195 019	
T600 N1 W V2 L50060 G	High temperature application
T200 P1 W V2 L50060 O	Low temperature application

NOTES

The Prima Plus range is manufactured under the strict requirements of BS EN ISO 9001 Quality management scheme. Prima Plus has corrosion certification from Gastec, MPA and TÜV. Prima Plus is listed by HETAS as a product suitable for solid fuel.
* M stands for measured distance to combustibles on a connecting flue pipe application in the range of diameters Ø150-Ø200
For other diameters in the range the following distances should be used:
Ø80-125 =375mm
Ø130 = 390mm
** Used internally inside a non combustible shaft
*** Insulated and used internally inside a suitable enclosure

Starting Components

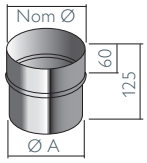

Condensing/Imperial Appliance Connector									S0A5
Nom Ømm	80	100	130	150	180	200	230	250	300
A	-	-	125	-	175	-	-	-	-
SAP Code	124577	124723	125474	125856	126591	127167	127745	128173	128679
Smooth wall to fit inside spigot of condensing boilers which normally incorporate their own integral lip seal. 'A' is 5mm less than nom									

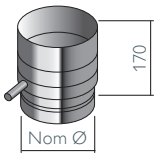

Vertical / Horizontal Drain								S394
Nom Ømm	80	100	130	150	180	200	250	300
SAP Code	106299	115984	106303	106305	106307	106308	106310	106311
This component may also be used in a horizontal run. NOTE when used in horizontal run must have a minimum fall of 3°.								

Adaptors/Increasers

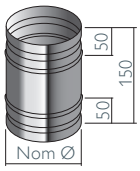

Double Male Adaptor					S331
Nom Ømm	150	180	200	250	300
SAP Code	126273	126962	127570	128480	128976
50mm effective length					

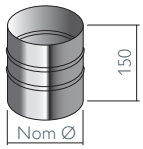

Double Female Adaptor								S325
Nom Ømm	80	100	130	150	180	200	250	300
SAP Code	124614	COA	COA	126272	COA	127569	COA	128975

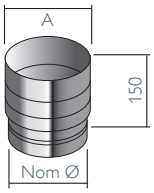

Increaser									S091 + Nom Ø + A
Nom Ømm	80	100	130	150	180	200	230	250	300
A	100	130	150	180	200	230	250	300	-
SAP Code	101779	101785	101796	101800	101804	101807	100810	101811	
Standard is to increase to the next diameter, however any other diameter can be ordered specially.									

Adaptors/Increasers

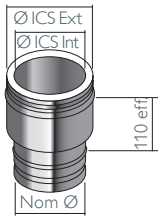

Adaptor to ICS									S068 + Nom Ø + ICS Int Ø
Prima P Ømm	80	100	130	150	180	200	230	250	300
ICS Int Ømm	80	100	130	150	180	200	230	250	300
ICS Ext Ømm	130	150	180	200	230	250	280	300	350
SAP Code	148399	149400	101178	101179	101180	101181	101360	101182	101183
Other diameter combinations available on request.									

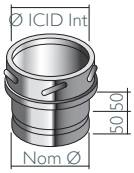

Adaptor to ICID									S027 + Nom Ø + Int Ø
Prima P Ømm	80	100	130	150	180	200	230	250	300
ICID Int Ømm		100	125	150	180	200	-	-	-
SAP Code	-	152140	125688	126278	126967	128575	-	-	-
Other diameter combinations available on request.									

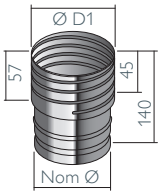

Screw Fit Adaptor Prima Plus to Tecnoflex Plus									S0E3 + Nom Ø + Int Ø
Prima P Ømm	80	100	130	150	150	180	200	250	300
Flex Int Ømm	80	100	125	150	155	180	200	250	300
DI Ømm	89	109	134	159	164	189	209	259	309
SAP Code	106891	106892	110053	106897	110189	106899	106900	106902	106903

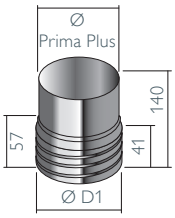

Screw Fit Adaptor Tecnoflex Plus to Prima Plus									4040 + Nom Ø + Int Ø
Prima P Ømm	80	100	130	150	150	180	200	250	300
Flex Int Ømm	80	100	125	150	155	180	200	250	300
DI Ømm	89	109	134	159	164	189	209	259	309
SAP Code	106904	106905	110052	106910	110188	106912	106913	106915	106916

COA : Code on application

Pipes

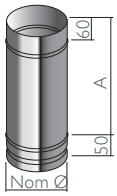

Effective Length							A 950 S001	450 S002	200 S003
Nom Ømm	80	100	130	150	180	200	250	300	
SAP Code 950	106221	106222	106225	106227	106229	106230	106232	106233	
SAP Code 450	106207	106208	106211	106213	106215	106216	106218	106219	
SAP Code 200	106193	106194	106197	106199	106201	106202	106204	106205	

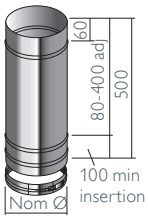

Adjustable Pipe								S085
Nom Ømm	80	100	130	150	180	200	250	300
SAP Code	106285	106286	106289	106291	106293	106294	106296	106297
Slides inside pipe below. Complete with locking band. For condensing situations fit gasket S000 in the two grooves provided. This component is not load bearing.								

Locking Band								S030
Nom Ømm	80	100	130	150	180	200	250	300
SAP Code	144485	144486	144488	144489	144490	144491	144493	144494

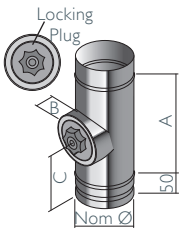

Inspection Tee				Tee S075	Low Temp Plug S674		High Temp Plug S0B4	
Nom Ømm	80	100	130	150	180	200	250	300
A	195	215	245	265	295	315	365	415
B	10	10	10	10	10	10	30	30
C	120	130	145	165	170	180	205	230
SAP Code Tee	106538	106539	106542	106544	106546	106547	106549	106550
SAP Code L. T. Plug	105934	105935	105938	105939	106103	105940	105941	105942
SAP Code H. T. Plug	-	-	COA	COA	COA	COA	COA	COA
Order Tee and Plug separately.								

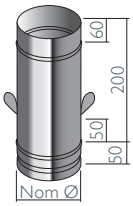

Lowering Pipe								S333
Nom Ømm	80	100	130	150	180	200	250	300
SAP Code	106179	106180	106183	106185	106187	106188	106190	106191
Used as the first pipe when lowering a liner into a masonry stack.								

COA : Code on application

Gasket

(to convert Prima Plus to Prima Plus Condensing)

Fits into the groove form on all male spigots and into grooves on adjustable pipes.

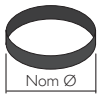

Silicon Gasket								S000 + Nom Ø
Nom Ømm	80	100	130	150	180	200	250	300
SAP Code	124582	109704	120421	109688	109689	109715	109720	128693
For use on condensing gas applications with a pressure rating of up to 200Pa.								

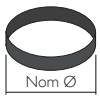

Viton Gasket								V000 + Nom Ø
Nom Ømm	80	100	130	150	180	200	250	300
SAP Code	124618	124919	125721	119577	119575	127653	128521	129009
For use on condensing gas and oil applications with a pressure rating of up to 200Pa.								

Tees

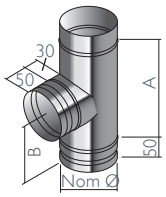

90° Tee						S014
Nom Ømm	130	150	180	200	250	300
A	245	265	295	315	365	415
B	145	155	170	180	205	230
SAP Code	106500	106502	106504	106505	106507	106508

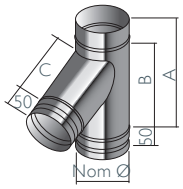

135° Tee - (Dry applications only) 135° Tee - 1mm Fully welded (Condensing and Dry Applications)								S016 S116
Nom Ømm	80	100	130	150	180	200	250	300
A	223	251	294	322	365	393	464	534
B	127	151	188	212	248	272	332	393
C	127	151	188	212	248	272	332	393
SAP Code (Dry Only)	106478	106479	106482	106484	106486	106487	106489	106490
SAP Code (Wet & Dry)	N/A	124715	125691	126303	126995	127599	128484	128979

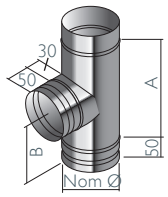

93° Tee								S0E8
Nom Ømm	80	100	130	150	180	200	250	300
A	195	215	245	265	295	315	365	415
B	120	130	145	155	170	180	205	230
SAP Code	130584	124904	125699	126311	127003	127606	128494	128986
Used to create 3° slope on runs to assist drainage of condensate.								

Tees

Tee Plug								S017
Nom Ømm	80	100	130	150	180	200	250	300
SAP Code	106594	106595	106598	106600	106602	106603	106605	106606

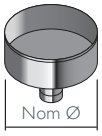

Tee Plug with Drain								S619
Nom Ømm	80	100	130	150	180	200	250	300
SAP Code	124580	124734	125481	109780	109779	109791	109787	109790



Draught Stabiliiser							S078
Nom Ømm	100	130	150	180	200	250	300
SAP Code	-	125464	125845	126578	127157	128163	128669

Bends

15° Bend								S018
Nom Ømm	80	100	130	150	180	200	250	300
A	30	32	34	35	37	38	41	45
B	85	87	89	90	92	93	96	100
C	22	22	23	23	24	24	25	26
SAP Code	106327	106328	106331	106333	106335	106336	106338	106339

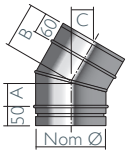

30° Bend								S070
Nom Ømm	80	100	130	150	180	200	250	300
A	36	38	42	45	49	52	56	58
B	91	93	97	100	104	107	113	120
C	45	47	49	50	52	53	57	60
SAP Code	106341	106342	106345	106347	106349	106350	106352	106353

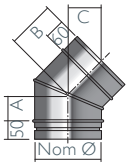

45° Bend								S015
Nom Ømm	80	100	130	150	180	200	250	300
A	52	56	52	56	62	66	77	87
B	107	111	107	111	117	121	132	142
C	75	78	75	78	83	86	93	100
SAP Code	106368	106369	106372	106374	106376	106377	106379	106380

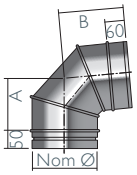

87° Fixed Bend								S0E9
Nom Ømm	80	100	130	150	180	200	250	300
A	88	97	115	126	126	135	159	181
B	143	152	166	179	177	186	208	232
SAP Code	124576	124718	125472	125854	126589	127165	128170	128676
Used to create 3° slope for condensing runs.								

Bends

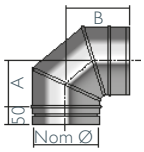

90˚ Fixed Bend						S051
Nom Ømm	130	150	180	200	250	300
A	104	114	129	139	164	189
B	159	169	184	194	219	244
SAP Code	106441	106443	106445	106446	106448	106449

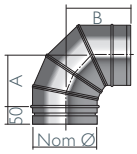

0 - 90˚ Adjustable Bend Non Condensing								S005
Nom Ømm	80	100	130	150	180	200	250	300
A	-	164	146	142	158	176	200	234
B	-	189	180	184	199	216	240	275
SAP Code	-	106425	106428	106430	106432	106433	106435	106436

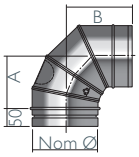

0 - 90˚ Adjustable Inspection Bend - Non Condensing								S028
Nom Ømm	80	100	130	150	180	200	250	300
A	177	177	143	142	158	176	200	289
B	205	205	180	184	199	216	240	246
SAP Code	106324	106452	106456	106457	106459	106460	106462	106463

Offsets (made by assembling 2 bends)

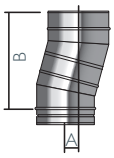

15˚ Offset								
Nom Ømm	80	100	130	150	180	200	250	300
A	29	29	30	31	32	33	34	36
B	218	222	230	236	244	248	261	273

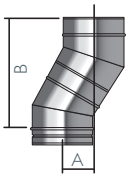

30˚ Offset								
Nom Ømm	80	100	130	150	180	200	250	300
A	60	64	68	70	74	77	84	90
B	226	237	252	261	276	287	312	336

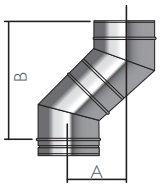

45˚ Offset								
Nom Ømm	80	100	130	150	180	200	250	300
A	110	116	139	139	153	160	168	182
B	266	280	335	335	369	386	406	440

Typical Offsets

(made by assembling 2 bends and a standard pipe section)

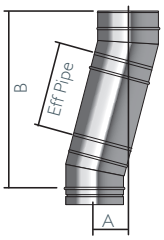

15° Offset with standard Pipe lengths									
	Nom Ømm	80	100	130	150	180	200	250	300
Effective Pipe 950	A	275	275	276	277	278	278	280	282
	B	1136	1140	1143	1154	1161	1165	1179	1191
Effective Pipe 450	A	145	146	147	148	149	149	151	152
	B	653	657	665	671	678	682	696	708
Effective Pipe 200	A	80	81	82	83	84	84	86	88
	B	411	415	423	429	437	441	455	466

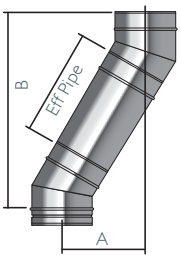

30° Offset with standard Pipe lengths									
	Nom Ømm	80	100	130	150	180	200	250	300
Effective Pipe 950	A	536	538	542	545	549	552	558	565
	B	1049	1060	1075	1084	1099	1110	1134	1159
Effective Pipe 450	A	286	288	292	295	299	302	308	315
	B	616	2627	642	651	666	677	701	726
Effective Pipe 200	A	160	164	168	170	174	177	184	190
	B	399	410	425	434	449	461	485	509

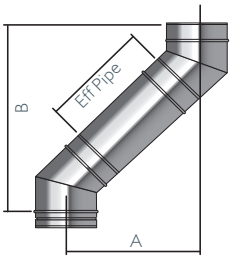

45° Offset with standard Pipe lengths									
	Nom Ømm	80	100	130	150	180	200	250	300
Effective Pipe 950	A	782	788	810	810	842	832	840	854
	B	938	952	1006	1006	1040	1058	1078	1112
Effective Pipe 450	A	429	434	457	457	471	478	486	501
	B	585	598	653	653	687	704	724	759
Effective Pipe 200	A	252	257	280	280	294	301	310	324
	B	408	421	476	476	510	527	548	582

Trim Collars

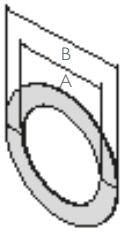

2 Piece Trim Collar 90°								9599P0
Nom Ømm	80	100	130	150	180	200	250	300
A	-	-	134	154	184	204	254	304
B	-	-	280	300	330	350	400	450
SAP Code	-	-	125719	126338	127040	127644	128512	129007

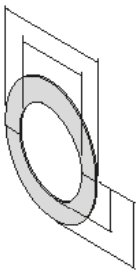

2 Piece Trim Collar 45°								9575P0
Nom Ømm	80	100	130	150	180	200	250	300
A	-	-	134	154	184	204	254	304
B	-	-	94	108	130	144	179	214
C	-	-	280	300	330	350	400	450
D	-	-	192	206	227	242	277	312
SAP Code	-	-	125717	126335	127035	127639	128510	129004

Support Components

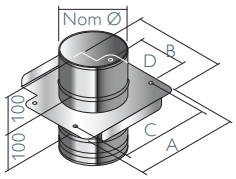

Wall Support Adjustable Top Plate								S0F1
Nom Ømm	80	100	130	150	180	200	250	300
A	176	196	226	246	276	296	346	396
B	145	165	195	215	245	265	315	365
C	140	160	190	210	240	260	310	360
D	60	80	110	130	160	180	230	280
SAP Code	130585	124907	125703	126318	127009	127613	128497	128989

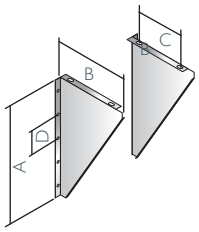

Wall Support Side Plates								S0F5
Nom Ømm	80	100	130	150	180	200	250	300
A	470	470	470	470	470	470	470	470
B	160	180	210	230	260	280	330	380
C	60	80	110	130	160	180	230	280
D	100	100	100	100	100	100	100	100
SAP Code	130586	124909	125704	126319	127011	127615	128499	128992

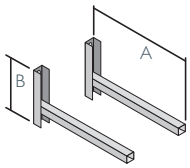

Cantilever Support	Type 325 - 95420001 Type 475 - 95420002
Type	325	475
Int Ømm Range	00-150	100-200
A	325	475
B	242	242
SAP Code Plain	101742	101743
SAP Code Black	130686	130687

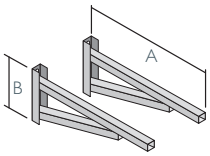

Cantilever Support	Type 570 -95420003
Type	570
Int Ømm Range	125-200
A	570
B	330
SAP Code Plain	101744
SAP Code Black	130688

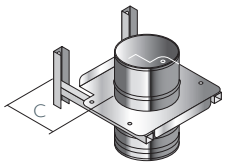

Cantilever Support Adjustment Dimension Table								
Nom Ømm	80	100	130	150	180	200	250	300
C maximum								
Type 325	170	140	95	65	-	-	-	-
Type 475	320	290	245	215	170	140	65	-
Type 570	415	385	340	310	265	235	160	85
C minimum								
Type 325	60	60	60	60	60	60	60	60
Type 475	60	60	60	60	60	60	60	60
Type 570	60	60	60	60	60	60	60	60

Flashings

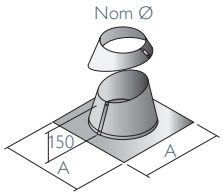

Flashing Kit 5° - 45°								95510
Nom Ømm	80	100	130	150	180	200	250	300
A	610	610	610	610	610	700	700	800
SAP Code	130509	124737	125487	125889	126621	127197	128195	120884

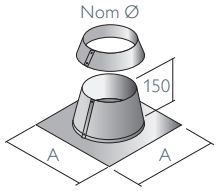

FlatFlashing Kit								95530
Nom Ømm	80	100	130	150	180	200	250	300
A	610	610	610	610	610	610	610	610
SAP Code	130510	124740	125490	125892	126625	127201	128192	128699

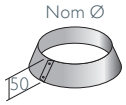

Storm Collar								95560
Nom Ømm	80	100	130	150	180	200	250	300
SAP Code	106132	106133	106136	106138	106140	106141	106143	106144

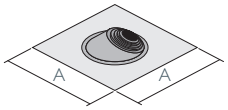

Uniflash			
Product Code	94540001	94540002	94540003
Ext Ømm	80-100	150-300	250-450
A	500	685	800
SAP Code	112198	112197	114341
Universal EPDM rubber/aluminium flashing. Just pull the required diameter tab on the rubber seal.			

Terminals

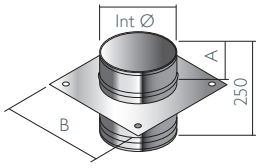

Expansion Joint								S031
Nom Ømm	80	100	130	150	180	200	250	300
	80	80	80	80	80	80	80	80
	400	400	400	400	400	400	400	400
SAP Code	130507	124726	125475	125857	126592	127168	128174	128680

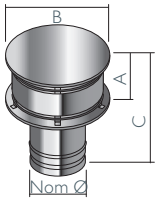

Anti-Splash Anti-Downdraught Terminal (Gastec Approved)								with mesh S0E1 without mesh S0D8
Nom Ømm	80	100	130	150	180	200	250	300
A	95	95	130	175	200	200	275	330
B	200	200	254	304	359	409	509	609
C	295	295	330	375	400	400	475	530
SAP Code with mesh	124616	111770	113042	114711	119690	116317	119688	119687
SAP Code without mesh	111524	111945	112661	114305	115227	115974	117355	118036

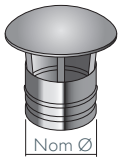

Raincap								with mesh S336 without mesh S036
Nom Ømm	80	100	130	150	180	200	250	300
SAP Code with mesh	124579	124733	125479	125864	126595	127174	128177	128683
SAP Code without mesh	110597	110652	110706	110761	111525	111556	111722	111864

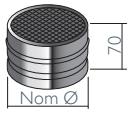

Open Terminal (with mesh)								S387
Nom Ømm	80	100	130	150	180	200	250	300
SAP Code	130641	109853	109970	110020	110166	110217	110477	128978
Recommended by British Gas for condensing boiler applications.								

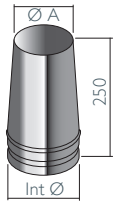

Tapered Terminal								S337
Nom Ømm	80	100	130	150	180	200	250	300
A	70	90	120	140	170	190	240	290
SAP Code	119685	110291	125480	110730	110987	111179	111571	112028

Typical Installations

SYSTEM CHIMNEY ON INDUSTRIAL SPACE HEATER

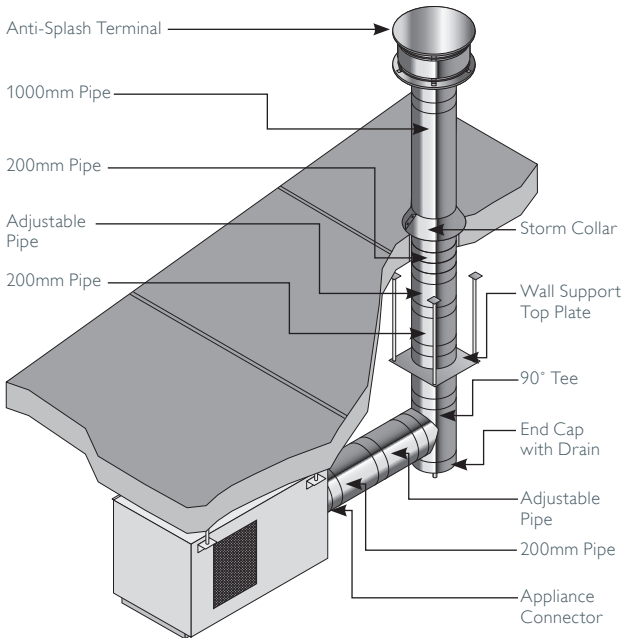

CONNECTING FLUE PIPE ON CONDENSING BOILER

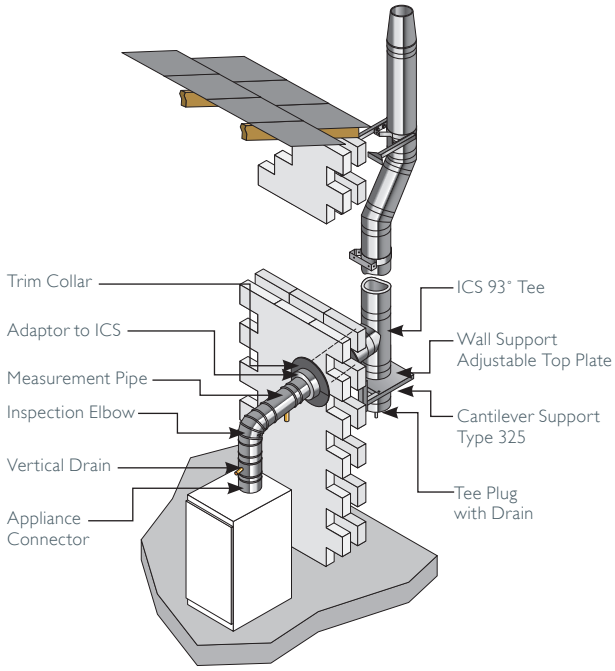

CHIMNEY LINER ON INSET FIRE

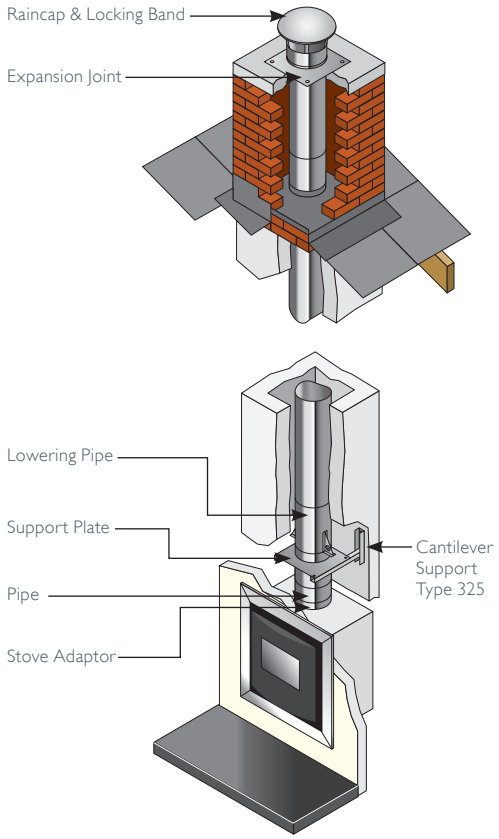

CONNECTING FLUE PIPE & SYSTEM CHIMNEY ON COMMERCIAL CASCADE SYSTEM WITH CONDENSING APPLIANCES

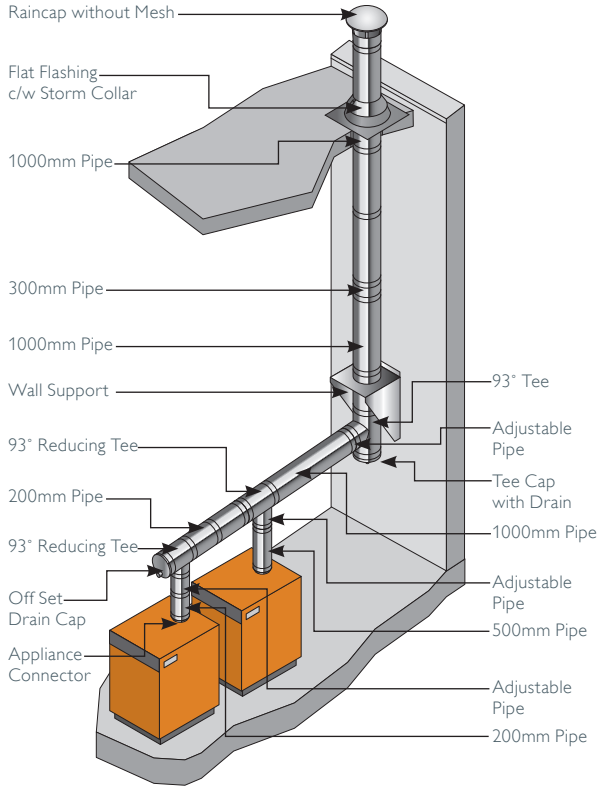

Useful Guides

THE SCHIEDEL INSTALLATION APP

This handy mobile guide can be used on mobile devices and touchscreen tablets.

It offers a number of very useful guides on all aspects of installing an appliance using Schiedel Chimney Systems, including:

- Quick and straightforward reference for installers.
- Video breakdowns of each stage of the installation process, from connection to the appliance through to termination.
- Highlighting the safety critical areas where the chimney penetrates the floors, ceilings, roof and walls.
- Incorporates frequently asked questions information at each stage of the installation process, in line with building regulations.
- An easy-to-use system for downloading full product information and installation instructions.
- Register your Guarantee in the App.

Download the iPhone and iPad version in the App Store and Android version in the Google Play Store.

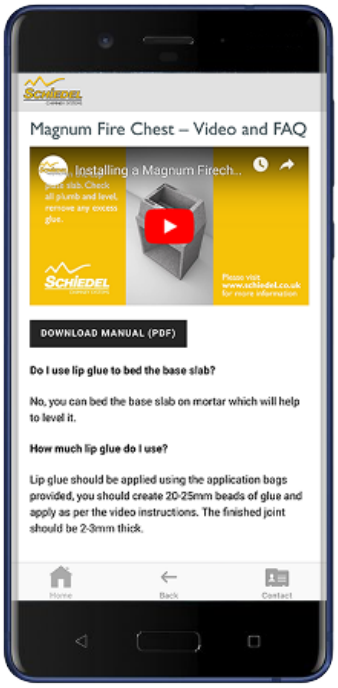

Schiedel Installer Rewards

Exciting news from Schiedel Chimney Systems for stove and chimney Installers!

Whenever you register an installation with our easy to use, online guarantee registration portal, you will now accrue points based on the number of installations and installation type.

Once you have reached a minimum of 25 points, you can begin to redeem them for £25 Love2Shop vouchers.

So head on over to the portal and start to register your installations to take full advantage of our guarantee on Prima Plus, and also to start earning points!

LOVE2SHOP

Complementary Products And Services From Schiedel Chimney Systems

ICS

Twin Wall Insulated System Chimney for gas, oil and multi-fuel applications.

- Capillary break prevents moisture being drawn through the joint
- 80-300mm Diameter range

PRIMA PLUS

Single Wall Stainless Steel Flue System

- Prima Plus available 0.6mm or 1mm options for domestic multi-fuel stoves
- Prima Plus for large residential & commercial condensing gas & oil appliances & chimney relining
- 80-300mm Diameter range

TECNOFLEX PLUS

For relining existing chimneys to take gas, oil, wood, multi-fuel appliances and open fires.

- Twin skin TecnoFlex Plus available in 316L or 904L options
- 80-300mm Diameter range

PRIMA SMOOTH

Single Wall Stainless Steel Connecting Flue Pipe for use on wood and multi-fuel applications.

- 316L Grade stainless steel
- Available in matt black or steel finish
- 125-200mm internal diameters



IGNIS-PROTECT

Designed specifically for Air Tight, Energy Efficient and Timber Framed Buildings

DM & LINERS

Pumice System Chimneys, Firechests and Liners.

- Pumice is a natural insulator, able to maintain the temperature of flue gases
- Lightweight – allowing one person to lift and build the chimney units
- Pumice expands and contracts less with temperature change than other chimney systems.

SCHIEDEL

Schiedel Chimney Systems
Crowther Estate
Washington
Tyne & Wear NE38 0AQ
Tel. +44 (0)191 416 1150

sales.uk@schiedel.com
schiedel.com/uk

SCHIEDEL INSTALLER REWARDS

Exciting news from Schiedel Chimney Systems! Whenever you register an installation with our easy to use, online guarantee registration portal, you will now accrue points based on the number of installations and installation type to redeem for Love2Shop vouchers!

LOVE2SHOP

Follow us on Social Media @SchiedelUK

A standard INDUSTRIES COMPANY