

Metaloterm®

+

CE

=



NEW! CE designations 2014

The applications of the Metaloterm® assortment have been enhanced during 2013. The maximum appliance level of all applications will be increased significantly, which creates more CE designations. Basically, our systems can be applied in even more situations than before. Because of the extreme high quality of our systems, we can meet even the highest standards.

Below you will find some highlighted examples.

The designations of the Metaloterm® systems ME, MF, UE and UP will be extended with the classification H1. This means that they are resistant against a pressure of 5000 Pa. Products where these specifications are not valid will be marked from 2014 as such on our website.

Moreover the Metaloterm® MF system has been expanded with T600 class and H1, which makes it applicable for almost all situations.













Metaloterm® UE has obtained a designation of T400, which makes this system suitable for more applications, for example applications with solid fuels.

The Metaloterm® AD system will be expanded with a G classification. This withholds that the AD system is resistant to extremely high temperatures (up and to 1.000 OC for a maximum of 30 minutes).

We are introducing a designation with 0 mm distance to combustible materials with the name Metaloterm® AT+ and MF+. These are our regular Metaloterm® systems plus an extra shell. This is a common way of installation in several countries. Moreover, it is according to our mounting instructions and therefor absolutely safe and approved by the authorized bodies.

The complete renewed list of all Metaloterm designations is valid from 2014. This list also is added as attachement to this email.



TECHNICAL DATA	Twin Wall Insulated				Twin Wall			Concentric		Single Wall			Freestanding**	
Metaloterm®	AT	AD	AM	MF	UE	UP	XD	US	UK	ME	EN	XE	Industrial	
														
Inner wall diameter (mm)	130-400	130-600	130-600	100-600	80-250	80-250	100-200	100/150-130/200	80/125-100/150	80-600	130-250	100-200	100-1500	
on request only (mm)	-	>600-1000	>600-1000	>600-1000	-	-	-	-	-	>600-1000	-	-	**	
Pressure	negative	positive/negative	positive/negative	positive/negative	positive/negative	positive/negative	positive/negative	negative	positive/negative	positive/negative	negative	positive/negative	positive/negative	
Condensate resistance	⊗	⊗	⊗	●⊗	●	●	●	⊗	●	●⊗	⊗	●		
Pressure capabilities	0 Pa	5000 Pa	5000 Pa	5000 Pa	5000 Pa	5000 Pa	200 Pa	0 Pa	200 Pa	5000 Pa	0 Pa	200 Pa	5000 Pa	
Continuous Firing Temp.	600 °C	600 °C	600 °C	600 °C (N) 200 °C (P/H)	400 °C (N) 200 °C (P/H)	400 °C (N) 200 °C (P/H)	600 °C (N) 200 °C (P)	600 °C	200 °C	600 °C (N) 200 °C (P)	600 °C	600 °C (N) 200 °C (P)	600 °C	
Short Firing Temp.	1000 °C REPEATABLE (max. 30 min./occurrence)	1000 °C	1000 °C	1000 °C (N) 200 °C (P)	1000 °C (N) 200 °C (P)	1000 °C (N) 200 °C (P)	1000 °C (N)	600 °C	200 °C	1000 °C (N) 200 °C (P)	1000 °C	600 °C (N) 200 °C (P)	N.A.	
Steel thickness (innerwall) mm	up to Ø 250: 0.4 from Ø 300: 0.5	up to Ø 250: 0.4 from Ø 300: 0.5 from Ø 450: 0.6	up to Ø 250: 0.4 from Ø 300: 0.5 from Ø 450: 0.6	up to Ø 250: 0.4 from Ø 300: 0.5 from Ø 450: 0.6	0.4	0.5	0.12	0.4	0.4	0.6	0.6	0.12	1-3	
Steel thickness (outer wall) mm	up to Ø 250: 0.4 from Ø 300: 0.5	up to Ø 250: 0.4 from Ø 300: 0.5 from Ø 450: 0.6	up to Ø 250: 0.4 from Ø 300: 0.5 from Ø 450: 0.6	up to Ø 250: 0.4 from Ø 300: 0.5 from Ø 450: 0.6	0.4	0.4	0.12	0.4	0.4	-	-	-	Conform calculation	
Steel quality (inner wall)	AISI 316L EN 1.4404	AISI 316L EN 1.4404	AISI 316L EN 1.4404	AISI 316L EN 1.4404	AISI 316L EN 1.4404	AISI 904 EN 1.4539	AISI 316L EN 1.4404	AISI 304 EN 1.4301	AISI 316L EN 1.4404	AISI 316L EN 1.4404	AISI 316L EN 1.4404	AISI 316L EN 1.4404	**	
Steel quality (outer wall)	AISI 304 EN 1.4301	AISI 304 EN 1.4301	254 SMO EN 1.4547	AISI 304 EN 1.4301	AISI 304 EN 1.4301	AISI 304 EN 1.4301	AISI 316L EN 1.4404	AISI 304 EN 1.4301	AISI 304 EN 1.4301	-	-	-	**	
Insulation	mineral fiber (Amgiso®)	Mineral wool	Mineral wool	Mineral wool	air	air	-	-	-	-	-	-	Mineral wool	
Insulation thickness (mm)	37.5	up to Ø 400: 25 from Ø 450: 37.5 from Ø 700: 50	up to Ø 400: 25 from Ø 450: 37.5 from Ø 700: 50	up to Ø 400: 25 from Ø 450: 37.5 from Ø 700: 50	7.5	7.5	-	-	-	-	-	-	20-100	
FUEL TYPE	Gas	-	✓	✓	✓	✓	✓	✓	✓	✓	✓	✓		
	Diesel	-	✓	✓	-	-	-	-	-	-	-	-		
	Oil	-	✓	✓	✓	✓	✓	✓	-	✓	✓	✓		
	Wood	✓	-	-	✓	✓	✓	✓	-	-	✓	✓		
	Coal	✓	-	-	✓	✓	✓	-	-	-	✓	-		
	Pellets normal (wood)	✓	-	-	✓	✓	✓	✓	✓	✓	✓	✓	-	
	Pellets abnormal (accids)	-	-	-	-	-	✓	-	-	-	-	-	-	
CE-designation EN 1856-1:	T400 N1 D V3 L50040 G50			T200 P1 W V2 L50040 O10 T200 H1 W V2 L50040 O10 T450 N1 W V2 L50040 O40 T450 N1 D V3 L50040 G50	T200 P1 W V2 L50040 O25 T200 H1 W V2 L50040 O25 T250 N1 W V2 L50040 O25	T200 P1 W V2 L70050 O130 T200 H1 W V2 L70040 O130		T450 N1 D V2 L20040 O50	T200 P1 W V2 L50040 O0	T200 P1 W V2 L50050 O30 T200 H1 W V2 L50050 O30		T400 N1 W V2 L50050 O70	DIN 4133 EN 13084 EN 1993 CICIND	
red = new in 2013	T600 N1 D V3 L50040 G50	T600 H1 D V2 L50050 O50 T600 N1 D V2 L50050 G50	T600 H1 D V2 L50050 O50 T600 N1 D V2 L50050 G50	T600 N1 D V3 L50040 G70		T400 N1 W V3 L70050 G130 T400 N1 W V2 L70050 O130		T600 N1 D V2 L20040 O50						
CE-designation EN 1856-2:	T400 N1 D V3 L50040 G50			T200 P1 W V2 L50040 O10 T200 H1 W V2 L50040 O10 T450 N1 W V2 L50040 O40 T450 N1 D V3 L50040 G70	T200 P1 W V2 L50040 O50 T200 H1 W V2 L50040 O50	T200 P1 W V2 L70040 O200 T200 H1 W V2 L70040 O200	T200 P1 W V2 L50012 O	T450 N1 D V2 L20040 O50	T200 P1 W V2 L50040 O0	T200 P1 W V2 L50050 O30 T200 P1 W V2 L50050 O T200 H1 W V2 L50050 O30 T200 H1 W V2 L50050 O T400 N1 W V2 L50050 O100 T450 N1 D V2 L50050 G T450 N1 D V2 L50050 G400 T600 N1 D V2 L50050 G T600 N1 D V2 L50050 G400		T200 P1 W V2 L50012 O		
red = new in 2013	T600 N1 D V3 L50040 G50	T600 H1 D V2 L50050 O50 T600 N1 D V2 L50050 G50	T600 H1 D V2 L50050 O50 T600 N1 D V2 L50050 G50		T400 N1 W V2 L50040 O200 T400 N1 W V3 L50040 G200	T400 N1 W V2 L70040 O200 T400 N1 W V3 L70040 G200	T450 N1 W V2 L50012 O T450 N1 W V2 L50012 G	T600 N1 D V2 L20040 O50			T600 N1 D Vm L50060 G400 T600 N1 D Vm L50060 G		T450 N1 W V2 L50012 O T450 N1 W V2 L50012 G	**Customer specific design and construction on request
	AT	AD	AM	MF	UE	UP	XD	US	UK	ME	EN	XE		